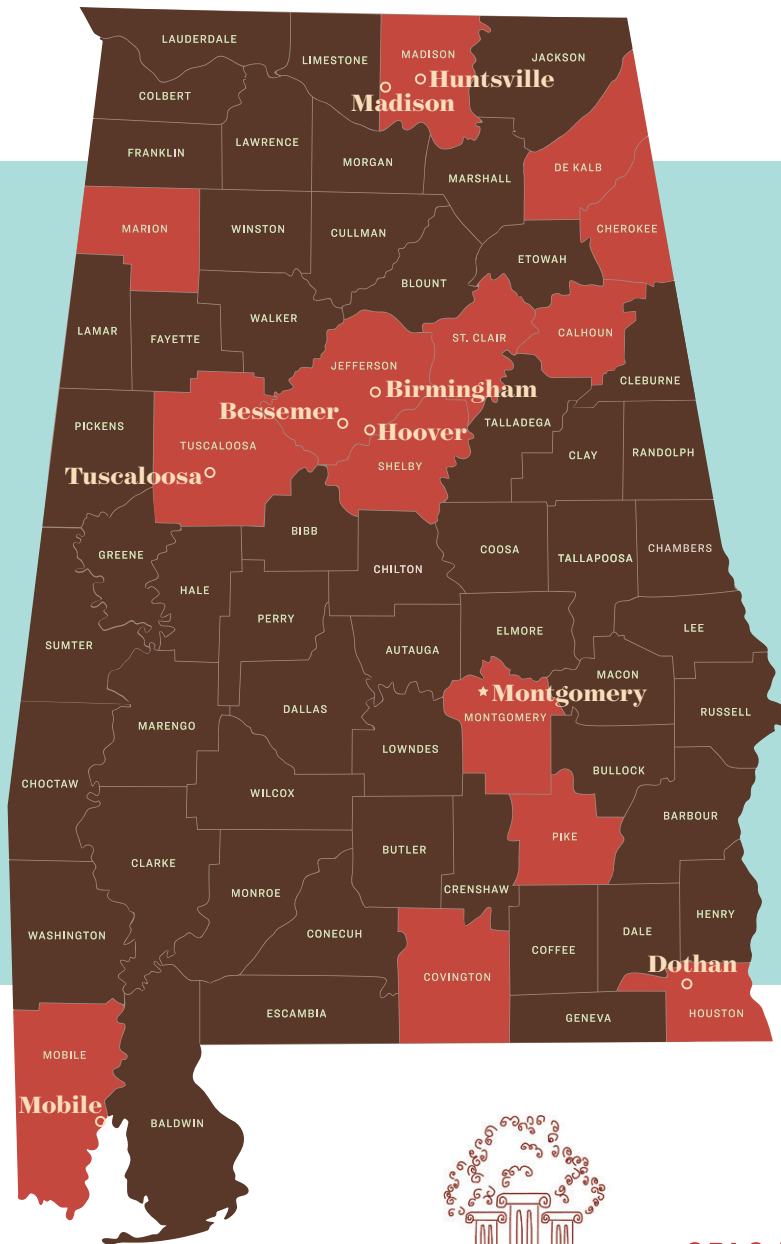


County Data on Civil Asset Forfeiture in Alabama

This study examined all civil asset forfeiture cases filed in 14 Alabama counties during 2015. The 1,110 cases comprised 70 percent of all such cases filed that year. Of those cases, there were final dispositions in 827 by October 2017, resulting in nearly \$2.2 million being awarded to agencies in those counties. The following county data is arranged in order of the counties that received the most cash in forfeiture cases.



CASH FORFEITED The total amount of cash that courts awarded to local law enforcement agencies in civil asset forfeitures cases filed within the county in 2015.

DEFAULTS The percentage of disposed cases in which the property was awarded to government agencies after the owner failed to contest the forfeiture.

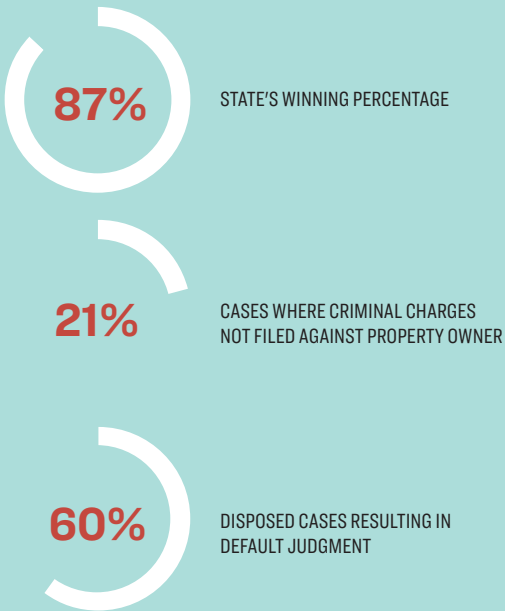
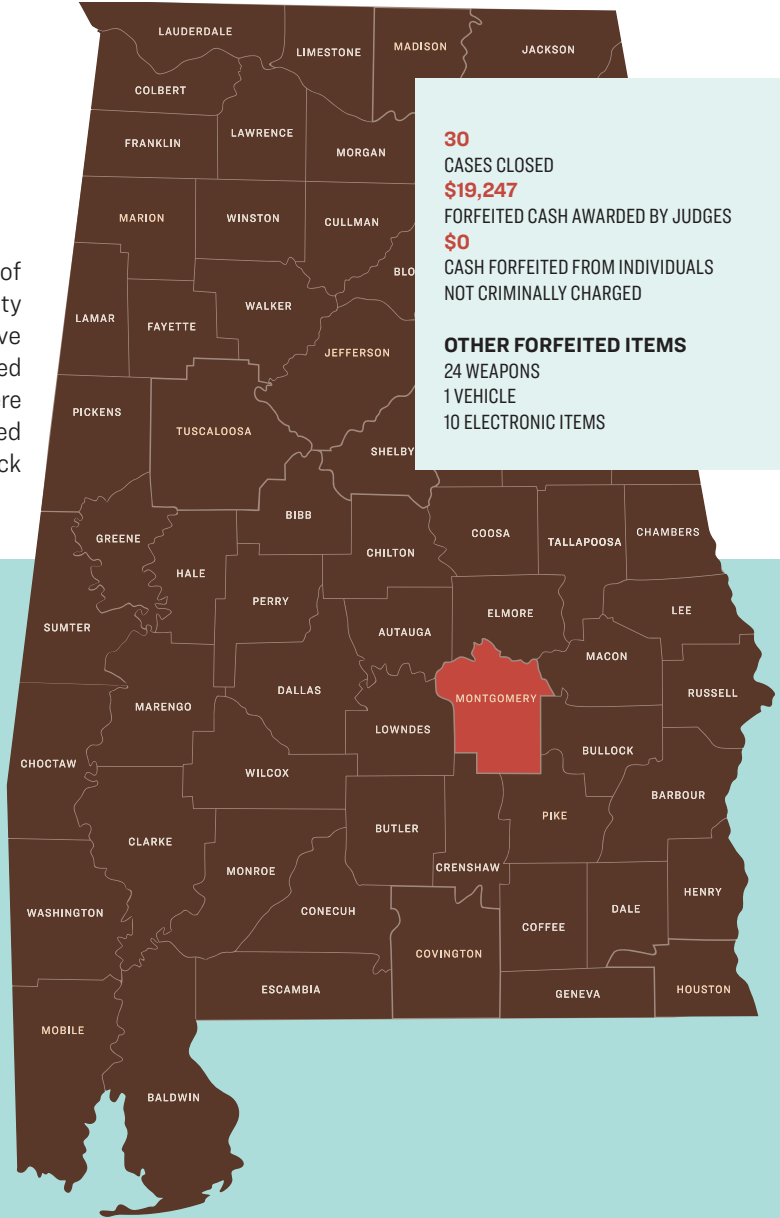
NO CRIMINAL CHARGES The percentage of forfeiture cases filed in the county in which the property owner was not charged with a crime connected to the forfeiture case.



9

MONTGOMERY COUNTY

Despite Montgomery County's 2015 population of 226,519, relatively little civil asset forfeiture activity appears in the court record here. Police seized five firearms from property owners who were not charged with crimes but seized no cash from people who were not charged with crimes. In 77% of all cases linked to criminal charges, the person charged was black (county is 58% black).



WHERE THE MONEY WENT

| | |
|---|----------|
| Montgomery Police Department | \$12,885 |
| District Attorney's Office for the Fifteenth Judicial Circuit | \$3,553 |
| Montgomery County Sheriff's Office | \$2,808 |

COUNTIES REVIEWED

Arranged in order of the counties that received the most cash in forfeiture cases.

1. Mobile
2. Madison
3. Jefferson
4. Tuscaloosa
5. Houston
6. Shelby
7. Calhoun
8. Covington
9. Montgomery
10. St. Clair
11. Pike
12. DeKalb
13. Cherokee
14. Marion